

SR 8100 / SD 882X Infusion System



The **SR 8100** is a 2 component epoxy system specially formulated for resin transfer processes, such as injection and infusion. This system has a very low viscosity at ambient temperature. The two different hardeners (**SD 8824** and **SD 8822**) allow moulding of small to large parts, with fast demoulding times, high mechanical properties and good price. The cured system gives a temperature resistance up to 80 °C (Tg 1).

DNV-GL (TAK00001FU) and LR (MATS/4612/1) approved.

Profile:

Implementation from 20 °C and with a hygrometry of less than 70%.

Choose the hardener according to ambient temperature, implementation and size of the part to be made.

Cure at Ambient temperature and post cure at 40 to 80 °C

Applications:

RTM, infusion, injection, hand laminating, tooling, casting, laminates.

Epoxy resin SR 8100

Appearance		liquid
Color		yellow
Gardner color		≤ 2
Viscosity (mPa.s)	@ 15 °C	2350 ± 450
	@ 20 °C	1250 ± 250
	@ 25 °C	765 ± 155
	@ 30 °C	475 ± 95
	@ 40 °C	NC ± NC
Density	@ 20 °C	1,1580
Refractive index	@ 25 °C	1,554 ± ,002
Storage (months)	@ Ta	24

Hardener(s)

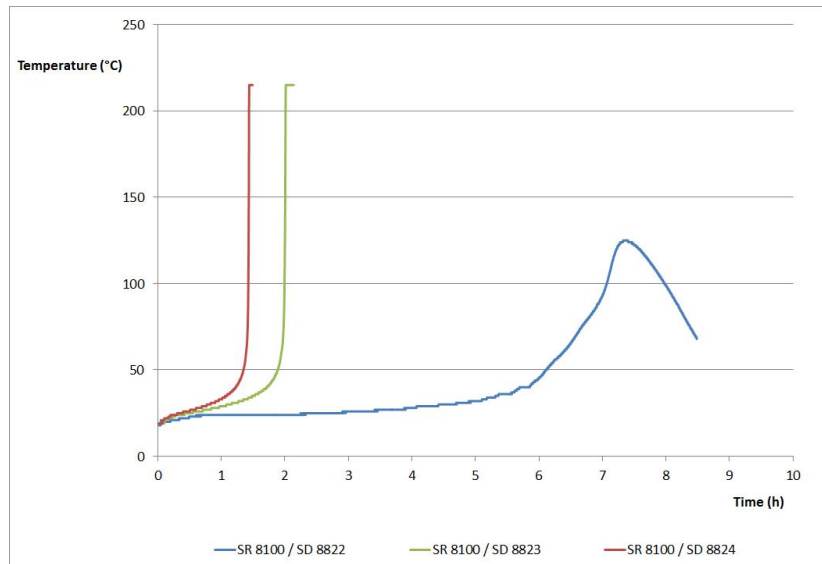
		SD 8824	SD 8823	SD 8822
Appearance		liquid	liquid	liquid
Color		colourless	light yellow	colourless
Gardner color		≤ 4	≤ 3	≤ 3
Reactivity level		Standard	Medium	Slow
Viscosity (mPa.s)	@ 15 °C	7 ± 2	12 ± 2	26 ± 5
	@ 20 °C	6 ± 2	9 ± 3	20 ± 4
	@ 25 °C	5 ± 2	8 ± 3	16 ± 3
	@ 30 °C	4 ± 2	7 ± 2	13 ± 3
Density	@ 20 °C	0,9440	0,9420	0,9370
Refractive index	@ 25 °C	1,498 ± ,002	1,4844 ± ,002	1,471 ± ,002
Storage (months)	@ Ta	24	24	24

Mixe(s) SR 8100 / SD 882X

	SD 8824	SD 8823	SD 8822
Appearance	liquid	liquid	liquid
Color	light yellow	light yellow	light yellow
Mixing ratio			
By weight	100 / 22	100 / 26	100 / 31
By volume	100 / 27	100 / 32	100 / 39
Initial viscosity @ 20 °C	300	340	390
PP 50 mm / 10 s ⁻¹ (mPa.s) @ 30 °C			
Density @ 20 °C			

Reactivity @ 20 °C on 500 g SR 8100 / SD 882X

	SD 8824	SD 8823	SD 8822
Exothermic temperature (°C)	210	210	205
Time to reach exothermic peak	87	125	210
Time to reach 50 °C (min)	81	115	188

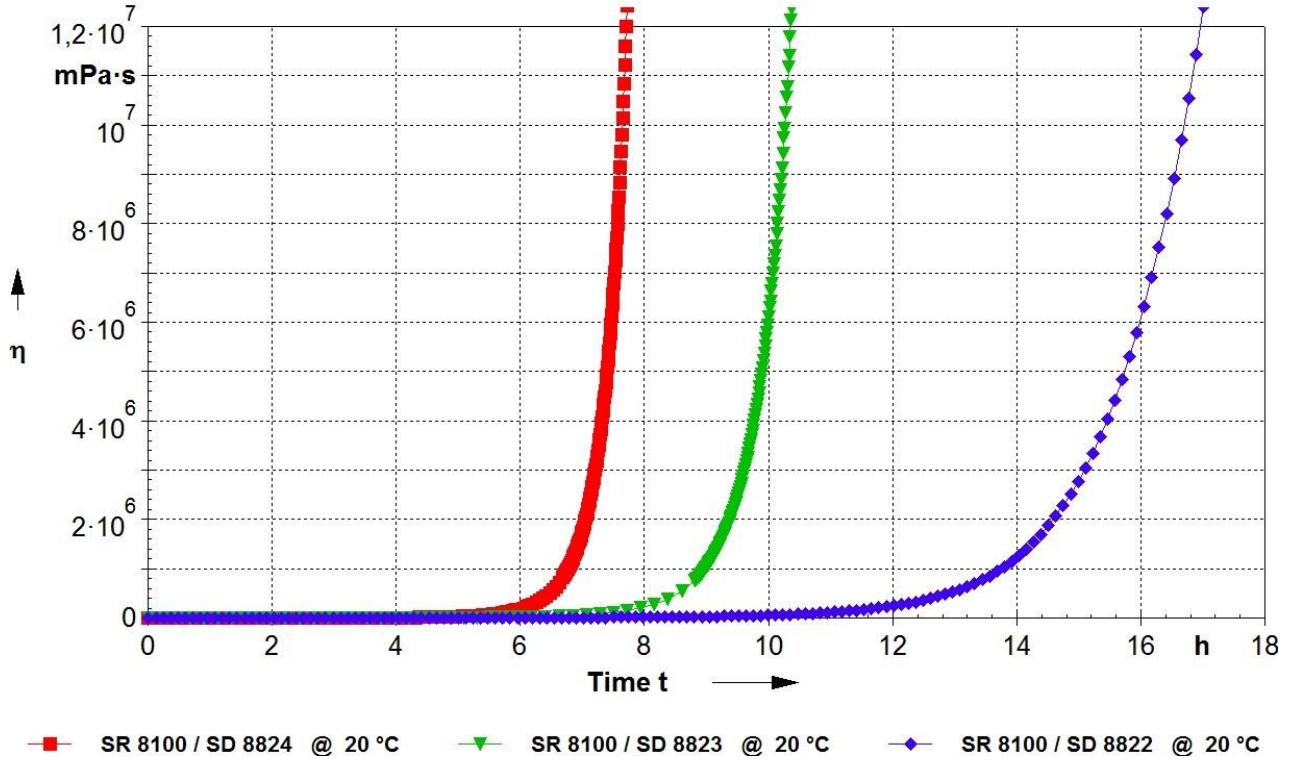


Reactivity @ 25 °C on 500 g SR 8100 / SD 882X

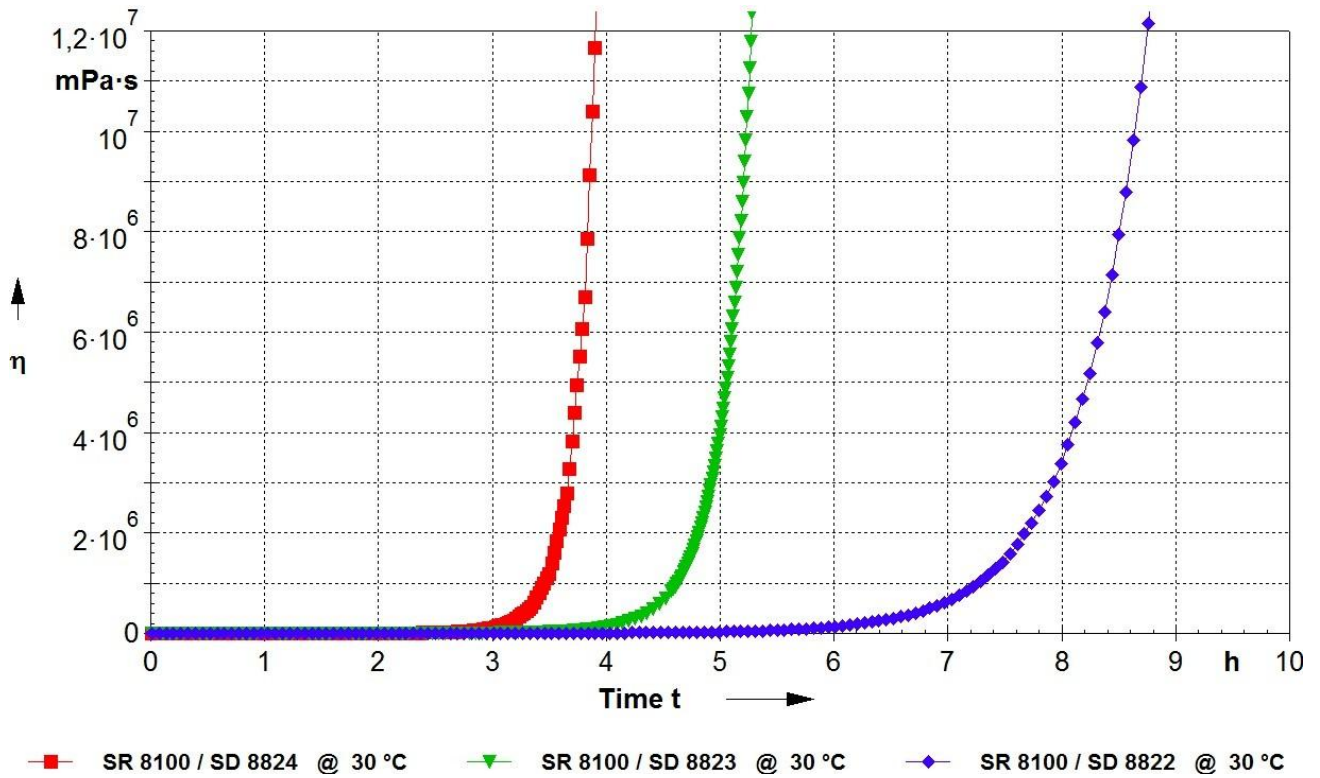
	SD 8824	SD 8823	SD 8822
Exothermic temperature (°C)	210	210	210
Time to reach exothermic peak	54	84	171
Time to reach 50 °C (min)	46	73	148

Reactivity on 1 mm thick layer

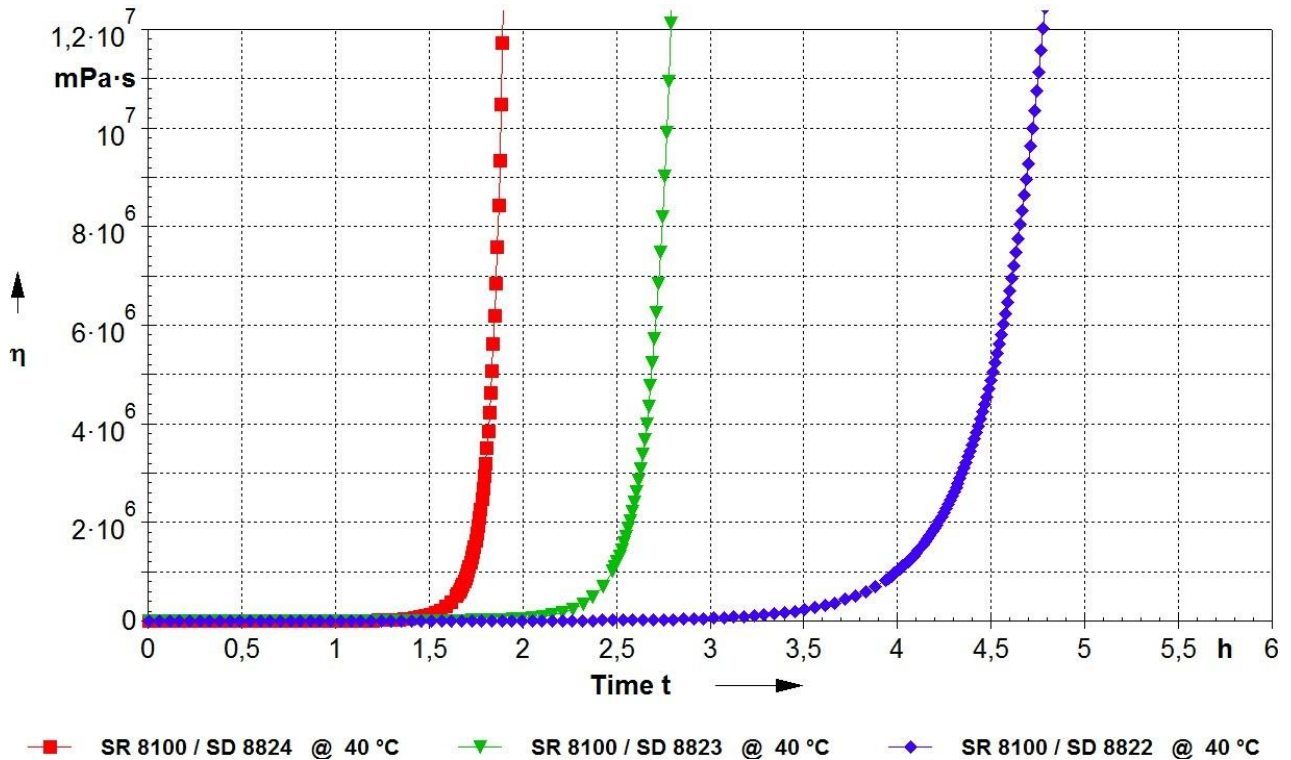
@ 20 °C



@ 30 °C



@ 40 °C



Mechanical properties on cast resin :

		SR 8100 / SD 8824			SR 8100 / SD 8823		
Curing cycles		24 h @ Ta + 24 h @ 40 °C	24 h @ Ta + 16 h @ 60 °C	24 h @ Ta + 8 h @ 80 °C	24 h @ Ta + 24 h @ 40 °C	24 h @ Ta + 16 h @ 60 °C	24 h @ Ta + 8 h @ 80 °C
Tensile							
Modulus	N/mm ²	2 900	2 850	2 800	3 200	2 900	2 900
Maximum strength	N/mm ²	60	59	65	66	74	71
Breaking Strength	N/mm ²	50	50	54	66	71	66
Elongation at max strength	%	3,2	3,9	4,7	2,6	4,4	4,7
Elongation at break	%	3,8	5,9	9,3	2,6	5	6,4
Flexion							
Modulus	N/mm ²	3 000	2 850	2 800	3 100	3 000	2 900
Maximum strength	N/mm ²	108	106	104	114	117	115
Breaking Strength	N/mm ²			64	51	75	81
Elongation at max strength	%	4,9	5,7	5,7	4,6	5,4	5,8
Elongation at break	%	11,8	12	13,6	15,2	11,5	11,1
Shear							
Breaking Strength	N/mm ²	42	43	41	47	47	46
Compression							
Modulus	N/mm ²						
Yield strength	N/mm ²	90	89	86	102	99	96
Offset compression yield	%	11,8	15,9	13,6	12,6	12,5	13,2
Charpy impact strength							
Resilience	kJ/m ²	52	52	50	97	93	55
DSC glass transition							
TG1 onset	°C	63	74	77	64	76	88
TG1 max onset	°C			80			88
DTMA glass transition							
TG tan delta	°C						
TeiG onset G'	°C						
TmG midpoint G'	°C						
TefG endpoint	°C						
TG peak G''	°C						

Mechanical properties on cast resin :

		SR 8100 / SD 8822		
Curing cycles		24 h @ Ta + 24 h @ 40 °C	24 h @ Ta + 16 h @ 60 °C	24 h @ Ta + 8 h @ 80 °C
Tensile				
Modulus	N/mm ²	3 000	2 850	2 800
Maximum strength	N/mm ²	70	71	73
Breaking Strength	N/mm ²	63	4,1	70
Elongation at max strength	%	3,3	6,1	5,3
Elongation at break	%	3,8	5,5	6,3
Flexion				
Modulus	N/mm ²	3 400	3 050	2 800
Maximum strength	N/mm ²	115	120	119
Breaking Strength	N/mm ²			
Elongation at max strength	%	3,9	5,6	6,2
Elongation at break	%	5,8	9	9,3
Shear				
Breaking Strength	N/mm ²	47	47	46
Compression				
Modulus	N/mm ²			
Yield strength	N/mm ²	112	111	105
Offset compression yield	%	9,8	9,7	7,9
Charpy impact strength				
Resilience	kJ/m ²	26	35	26
DSC glass transition				
TG1 onset	°C	68	85	88
TG1 max onset	°C			90
DTMA glass transition				
TG tan delta	°C			
TeiG onset G'	°C			
TmG midpoint G'	°C			
TefG endpoint	°C			
TG peak G''	°C			

Tests carried out on samples of pure cast resin, without prior degassing, between steel plates.

Measures undertaken according to the following norms:

Mechanical tests:

Tension:	NF EN ISO 527-2:2012
Flexion:	NF EN ISO 178:2011
Compression:	NF EN ISO 604:2004 or NF EN ISO 844:2014 (foam product)
Charpy impact strength:	NF EN ISO 179-1:2010
Shear Strength:	ASTM D732-17 (Punch Tool)
Interlaminar shrinkage strength:	ASTM D5528-13
Toughness (GIC et KIC) :	ISO 13586:2000

Water absorption: Internal. Polymerization according to cycle, machining, weighing, time spent in distilled water at 70 °C / 48 hours, weighing 1 hour after emerging.

Thermal tests:

Glass transition DSC:	NF EN ISO 11357-2:2014 -5°C to 180 °C under nitrogen gas
	T_{G1} or Onset: 1 st scan at 20 °C/min
	T_{G1} maximum or Onset: 2 nd scan at 20 °C/min

Glass transition DTMA:	Temperature ramp 0 °C to 180 °C @ 2°C/min under normal atmosphere
	NF EN ISO 11357-1:2016 T_G onset G'
	ASTM D4065-12 T_G peak G''

Physical tests:

Gardner color:	NF EN ISO 4630:2016	Visual method
Refractive index:	NF ISO 280:1999	
Viscosity:	NF EN ISO 3219:1994	Rheometer 50 mm, shear 10 s ⁻¹
Density on liquids:	ISO 2811-1:2016	Pycnometer
Density on solid:	NF EN ISO 1183-3:1999	Helium Pycnometer
Density on foam:	NF EN ISO 845:2009	
Gel time:	Cross G' G''	Rheometer CP50 - Shear rate 10 s ⁻¹
Green Carbone content:	ASTM D6866-16 or XP CEN/TS 16640 Avril 2014	

TA: Ambient temperature (20 to 25 °C)

LEGAL NOTES:

Information given in writing or verbally, in the context of our technical assistance and our trials, does not engage our responsibility. Information is given in good faith based on SICOMIN's current knowledge and experience of the products when properly stored, handled and applied under normal conditions in accordance with SICOMIN's recommendations. We advise users of SICOMIN products to check by some practical trials that they are suitable for the intended processes and applications. The customer's storage, the use, the implementation and the transformation of the supplied products are not under SICOMIN's control and entirely under the sole responsibility of the user.

SICOMIN reserves the right to change the properties of its products. All technical data stated in this Product Data Sheet are based on laboratory tests. Actual measured data and tolerance may vary due to circumstances beyond our control.

If our responsibility should nevertheless be involved, it would be, for all the damages, limited to the value of the goods supplied by us and processed by the customer. We guaranty the non-reproachable quality of our products, in the general context of sales and delivery. Users must always refer to the most recent issue of the local Product Data Sheet for the product concerned, copies of which will be supplied on request.